

# COVID REPORT #7

**NOVEMBER 26, 2021**

**Contents: Data from 11/25 & 11/18**

	<u>Slide(s)</u>
Message ( <b>Status: <u>Looking</u> at MAX ALERT</b> )	2
Children's Vaccine Update	3
Emergency Orders: Workplace Safety	4
Adams: Case numbers, age cohorts	5
Public Health Institute Dashboard	6 Update unavailable
Berkshire County municipalities	7 & 8
State, county, Adams since August 15	9
MA case trends from Jan 2020	10

**Bottom line: Cases continue to increase in  
Adams as well as county-wide.**

*Next full report expected December 3*

# WEEKLY MESSAGE

Our primary release was delayed due to the holiday so this will include the usual Monday update. Unfortunately, Adams Covid-19 cases almost ***doubled again*** last week (Slide 5). We had 51 new cases in Adams between November 19 & 25, averaging just over 7 new cases per day. Therefore, I've moved our situation to "looking at" **EXTREME ALERT**. County/state numbers are also grim.

## ***PLEASE CONTINUE TO:***

- Wear your masks
- Observe social distancing, particularly indoors
- Avoid large indoor gatherings
- **Get vaccinated! Anyone 5+ is eligible.** Vaccinations do work: Even if infected, disease is less severe in vaccinated individuals with substantially lower rates of hospitalization or death. Go to <https://vaxfinder.mass.gov/> or call Berkshire Health Systems 855-262-5465 Option 2.
- **Immunize your children!** There's more information on Slide 3 – watch for updates in the *Berkshire Eagle* & on the town website.
- **Get boosted! Anyone 18+ is eligible.** See above.
- Note our Emergency Orders on **Workplace Safety Standards** (Slide 4)\*

\*Orders on town website: [town.adams.ma.us/board-health/pages/covid-19-information](https://town.adams.ma.us/board-health/pages/covid-19-information).



# CHILDREN'S VACCINE UPDATE

The US Food & Drug Agency (FDA) issued an emergency use authorization (EUA) to immunize children ages 5-11 years with the Pfizer/BioNTech COVID-19 vaccine ("Comirnaty"). As with adults, 2 doses are given 3 weeks apart; the dosage is lower ( $\frac{1}{3}$  or 10  $\mu\text{g}$  vs. 30  $\mu\text{g}$  for adults). Berkshire County has received vaccine. Clinics were scheduled in most public elementary schools beginning November 12. Hoosac Valley (Adams-Cheshire) held its 1<sup>st</sup>-shot clinic at the Middle/High School on November 15, when 90 of the 461 eligible students were vaccinated. The 2<sup>nd</sup>-shot clinic is scheduled for December 6. Northern Berkshire Pediatrics has also been very active in this campaign, vaccinating 600 children in our area.

## ***ADDITIONAL VACCINE INFORMATION:***

- You may choose to sign up for any available clinic in the county. See the full schedule at <https://getvaccinatedberkshires.org/pedi-schedule>. You may also register at <https://home.color.com/vaccine/register/berkshire>. Parents have also been taking advantage of clinics in other communities – it's great to have options.
- Please note the requirements regarding permission & adult accompaniment.
- Children turning 12 between their 2 doses may receive either dosage.
- CDC also recommends vaccination for children who previously had Covid-19. However, each family should consult their own pediatrician.

No change

# WORKPLACE SAFETY STANDARDS

The impetus for issuing the Emergency Orders on Workplace Safety Standards for Local Businesses & Enterprises (including Special Public Events & “Clubs”) was the recent uptick in Covid-19 cases in town. Data in this Report provide ample evidence that Covid is still with us & surging again. The Delta variant’s high transmission rate has led to this resurgence despite our relatively high vaccination rate here & statewide. Recently added Slide 10 shows case counts since January 2020. Please note: (i) we are now about where we were 1 year ago & (ii) we’re just entering winter, when Covid peaked to its highest levels last year.

During the state emergency, Covid cases were to be reported to the Board of Health. That mandate ended last May, when the emergency was lifted. To control virus spread, we need to reestablish this measure to assist us with tracing contacts as quickly as possible. Thus, the emergency order creates 2 mandates: (i) reporting & (ii) suspension of operations & cleaning following an exposure. The 1<sup>st</sup> mandate helps us & the 2<sup>nd</sup> is the sensible response. The remaining requests in the orders amount to strong encouragement to comply with the best practices for stopping the spread of Covid-19.

## ***IMPORTANT NOTES:***

- Privacy: Confidentiality will be maintained. Personal information will only be known to the Board of Health & our health agents (Code Enforcement & Public Health Nurse).
- We will only use provided information to ascertain the source of an infection or to alert potential contacts so they may take necessary measures (e.g., testing, quarantine, etc.).
- An employer will **not** be held accountable if an employee fails to report his/her positive test.
- Finally, the Board of Health has the authority to issue such emergency orders without hearing public comment (see MA code & statute cited in the order). The rationale is that time may be of the essence. The board has the responsibility to weigh benefits & burdens in protecting public health with such an order. However, we are still subject review via appeal (noted in the order).

# ADAMS DATA (as of 11/25)

Adams Data (MAVEN*)		
<b>Previous numbers</b>  [Note the different time spans; days in parentheses]	July (31)	16
	August (31)	71
	Sep 1 – Sep 28 (28)	25
	Sep 23 – Oct 12 (20)	36
	Oct 13 – Oct 28 (14)	63
	Oct 29 – Nov 4 (7)	10
	Nov 5 – Nov 11 (7)	19
	Nov 12 – Nov 18 (7)	27
<b>Current numbers</b>	Nov 19 – Nov 25	51
<b>Current weekly rate</b>	New cases/day	7.3
<b>Current cases by age cohort (11/19 – 11/25)</b>	< 12	14
	12-20	16
	21-40	13
	> 40	8
<b>34 of the 51 were vaccinated (92% of vax-eligible were vaxed)</b>		



\*MAVEN: Massachusetts Virtual Epidemiological Network



# Public Health Institute of Western Massachusetts

publichealthwm.org/covid-19/data/Berkshire

Based on best available data as of 11/18/21

## Berkshire County COVID-19 Data

Western Mass COVID-19  
County Data Dashboard

Current 2-Week Period: Oct 31–Nov 13, 2021

Prior 2-Week Period: Oct 24–Nov 6, 2021

Check PHI site for Dashboard update.

### CASES

### TESTS

### DEATHS



#### Confirmed Cases

(current 2 week period)

651

Prior 2-week period: 579

Cumulative Confirmed Cases: 9,821



#### Tests

(current 2 week period)

21,183

Prior 2-week period: 20,881

#### Deaths

(current 2 week period)

6

Cumulative Confirmed &  
Probable Deaths: 330



#### Average Daily Cases per 100,000

(current 2 week period)

36.8

MASS: 23.0

Prior 2-week period: 32.7



#### Percent Positive Tests (current 2 week period)

3.22%

MASS: 2.26%

Prior 2-week period: 2.94%

Symbols indicate change when compared to prior two-week period. **For New Cases, Incidence per 100,000, and Total Tests:** Higher (upward arrow) means the number in the current two-week period is higher than the prior period. Lower (downward arrow) means the number in the current two-week period is lower than prior two-week period. No change (equal sign) means the number in the current two-week period is the same as the prior period. **For Percent Positivity:** Less than 0.10% difference in the percent positivity is considered No change (equal sign).

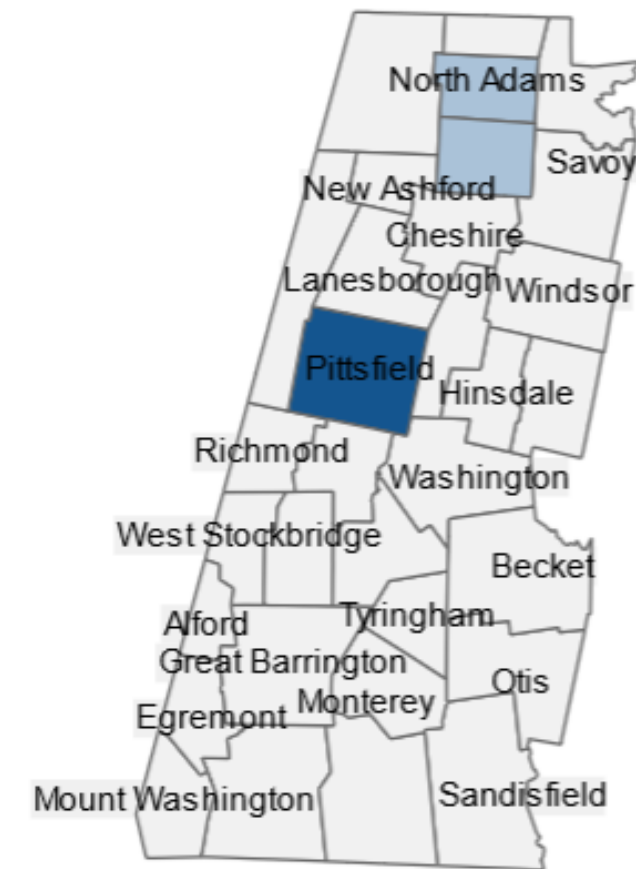
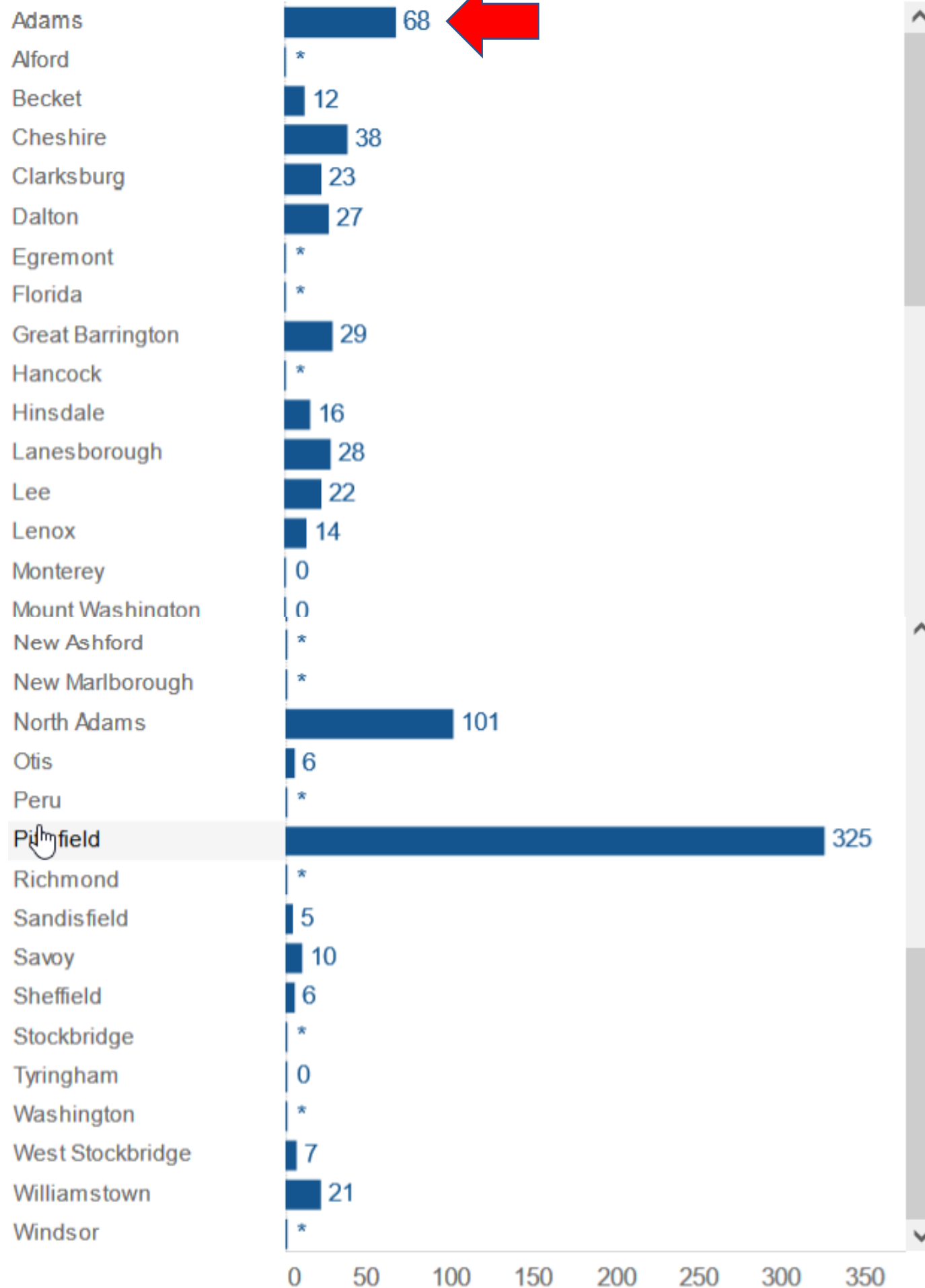
Data sources: MDPH, 11/18 and 11/11 COVID-19 Weekly Public Health Report Raw Data & COVID-19 Daily Dashboard <https://www.mass.gov/info-details/covid-19-response-reporting>.



Cumulative deaths = 331 (1 per 377.5 persons in the county\*)

\*2019 population = 124,944

# 11/25/21 data: 14-day case counts (Nov 7 – Nov 20, 2021)

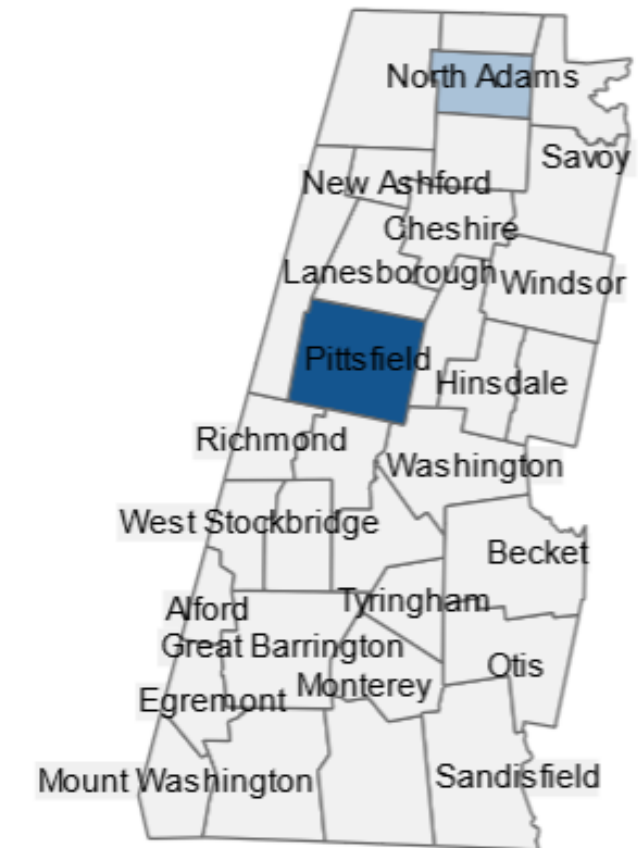
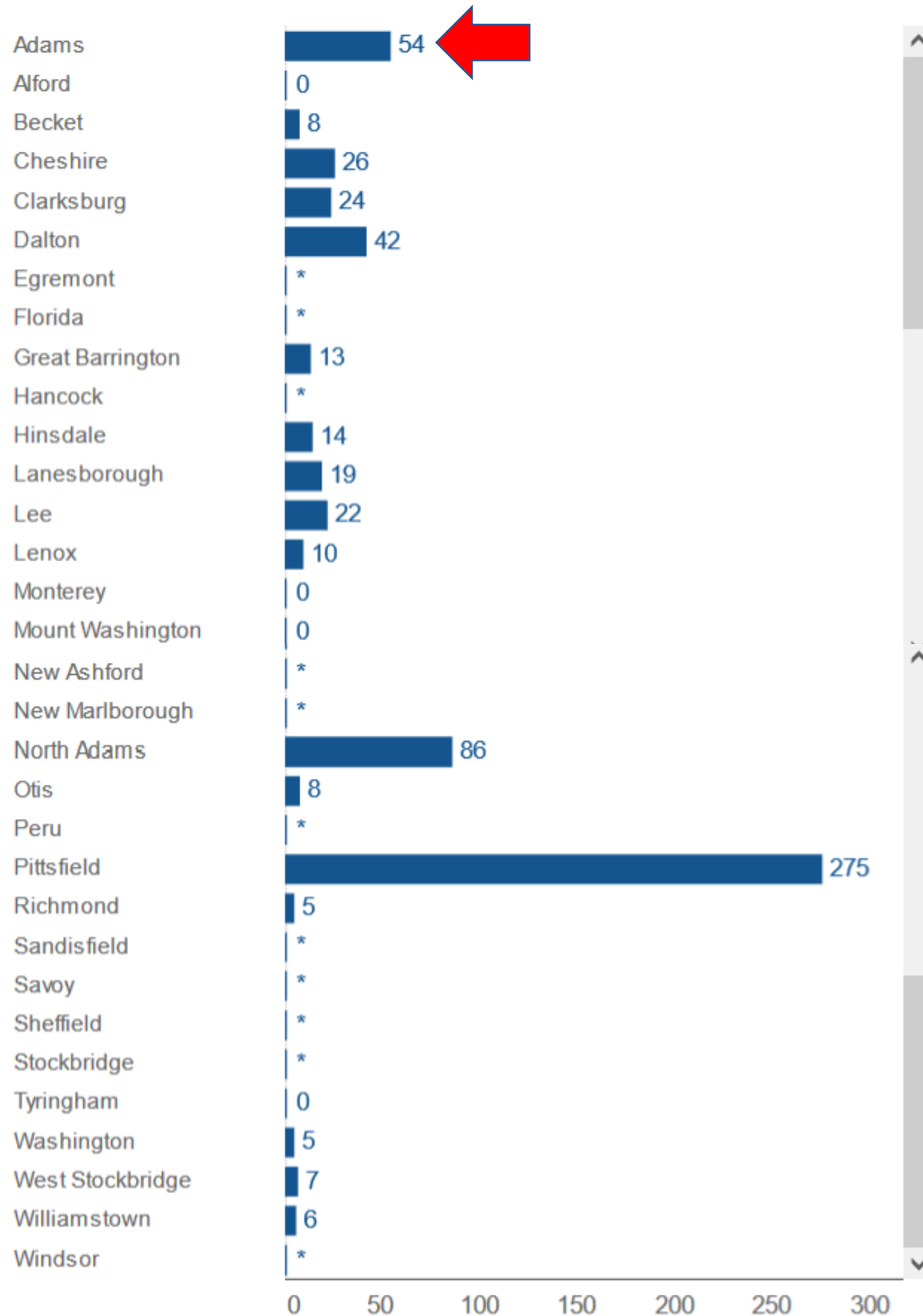


**MA totals = 29,741; Berkshire County = 781**

([www.mass.gov/info-details/covid-19-response-reporting](http://www.mass.gov/info-details/covid-19-response-reporting))

**Most recent 2-week span reported**

# 11/18/21 data: 14-day case counts (Oct 31 – Nov 13, 2021)




**MA totals = 22,403; Berkshire County = 651**  
 (www.mass.gov/info-details/covid-19-response-reporting)

**Previous 2-week span reported**



Case Counts (total per 2 weeks shown)			
Date range*	MA	County	Adams
8/15-8/28	19,049	380	46
8/29-9/11	22,489	350	23
9/12-9/25	22,175	326	14
9/26-10/9	18,528	309	25
10/10-10/23	17,081	441	59
10/24-11/6	17,738	579	43
10/31-11/13	22,403	651	54
11/7-11/20	29,741	781	68



14-Day Average Daily Incidence Rate (per 100,000)			
Date range*	MA	County	Adams
8/15-8/28	19.5	21.5	39.9
8/29-9/11	23.1	19.8	20.0
9/12-9/25	22.7	18.4	12.2
9/26-10/9	19.0	17.5	21.7
10/10-10/23	17.5	24.9	51.2
10/24-11/6	18.2	32.7	37.3
10/31-11/13	23.0	36.8	46.9
11/7-11/20	30.5	44.1	59.0



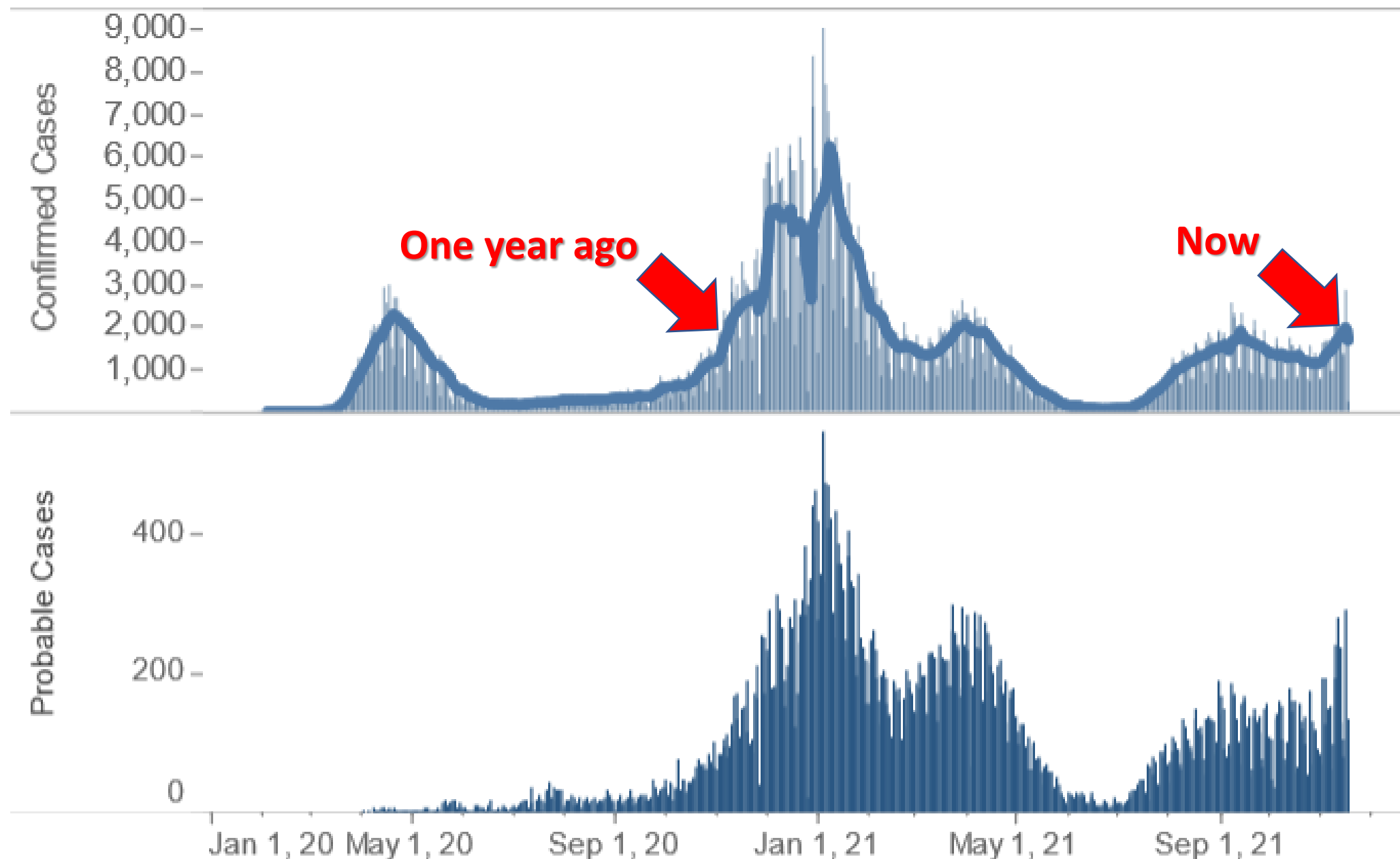
\*Note that earlier 2-week ranges are every *other* week.

# MASSACHUSETTS COVID-19 CASES OVER TIME

COVID-19 Confirmed and Probable Cases

Select dates:

1/29/2020  11/17/2021



([www.mass.gov/info-details/covid-19-response-reporting](http://www.mass.gov/info-details/covid-19-response-reporting))

**Extra slide added for Nov 17 BOH meeting, updated with last week's data.**

## **Adams Covid Data**

<b>Date Range</b>	<b>Total</b>	<b>&lt;12</b>	<b>12-20</b>	<b>21-40</b>	<b>&gt;40</b>	<b>Vaxed</b>	<b>Eligible</b>	<b>% eligible</b>
9/1-9/28	25	5	0	5	15	14	20	70%
9/23-10/9	36	4	8	6	18	?	(Excluded from summary)	
10/13-10/21	38	5	7	8	18	< 19	33	< 58%
10/22-10/28	25	2	4	12	7	9	23	39%
10/29-11/4	10	1	1	4	4	7	9	78%
11/5-11/11	19	4	3	5	7	8	15	53%
11/12-11/18	27	8	2	7	10	11	19	58%
11/19-11/25	51	14	16	13	8	34	37	92%
<b>Total vax known</b>	<b>195</b>					<b>101</b>	<b>156</b>	<b>65%</b>

Numbers of cases among vaccinated (67) is the upper limit, assumes 18 vaxed for the 10/13-10/21 date range. It definitely looks like cases are higher among unvaccinated.

### **Rates for vaccinated individuals (11/16/21)**

- 1.3% have been infected
- 0.4% have been hospitalized
- 0.1% have died

### **CTC (Community Tracing Collaborative)**

- 11/30: Last day for new cases
- 12/17: Case reports completed
- 12/31: Local Health Liaisons remain available