

COVID REPORT #25

APRIL 25, 2022

Contents: Data from 4/20 & earlier

	<u>Slide(s)</u>
Message (Status: Cases rising again)	2
Vaccine, masking, & test kit information	3 & 4
Adams: Case numbers, age cohorts (on hold)	5
Public Health Institute Dashboard	6
Berkshire County municipalities	7 & 8
State, county, Adams since 8/15/21	9 & 10
Adams's vaccination status (past 2 weeks)	11
MA case & death trends from Jan 2020	12 & 13
CDC publications: (See https://www.cdc.gov/mmwr/)	

Bottom line: Keep informed / keep safe.

*I thought that this would be the last report but **not yet!***

Please email me with any updates or comments.

*I aim to have another report next week, May 2 (**Vote!**)*

WEEKLY MESSAGE

This week, **“Cases are rising again.”** Adams numbers are edging up, as they are statewide. Please continue to be cautious. **Please to your part to keep us safe!**

Metrics: (i) new cases <10/week; (ii) staying off CDC’s “high-transmission” list; (iii) fewer hospitalizations; & (iv) >80% rate of vaccination/boosting

Where are we? Our vaccination rate is still below 80%, & much lower for those boosted (Slide #11). New cases have risen to >15/week. We’ve be downgraded to the CDC’s medium-transmission list (among 5% of the nation’s counties!). Fortunately, hospitalizations were down to 3 as of Friday, April 8 (I don’t have a more recent number). Getting vaccinated & boosted is the best way to protect yourself & your loved ones.

MEANWHILE, PLEASE CONTINUE TO:

- Get vaccinated & boosted! (See next slide for information.) It’s still the best protection & lowers risk of severe illness if infected.
- Respect masking & vaccination proof to help each other feel safe & protected.
- The Department of Public Health recommends masking for vulnerable individuals—seniors, immunocompromised, with comorbidities, etc.—and unvaccinated individuals to avoid spread & to protect themselves.
- Stay vigilant: We’re monitoring the appearance of the BA.2 omicron variant. Currently, it’s the major circulating strain.
- **Workplace Safety Standards were rescinded at our April 6 board meeting. Thanks to all for helping to keep the town safe.**

VACCINE INFORMATION

Current recommendations are for all individuals 5 years & over to be vaccinated against the Covid-19 coronavirus (unless there is a medical contraindication). Preference is for a 2-dose mRNA vaccine (Pfizer/BioNTech or Moderna), but the single dose J&J is also acceptable. Pfizer is authorized for all age groups, the other 2 for 18+. *From Medicare, 1/10/22:* Everyone 18+ should get a booster 2 months after their J&J vaccine, or 5 months after completing their primary mRNA vaccine series. Youth ages 12 to 17 should also get a booster of Pfizer-BioNTech 5 months after their primary series. It's now recommended that vulnerable individuals receive a 2nd booster; check with your doctor. And we're still waiting for the Pfizer vaccine to be approved for children under 5 & for 4th doses for >50yo.

Vaccination & Omicron: We've known for a while that vaxed individuals are susceptible, but that the infection is much milder. Importantly, vaccination protects one from hospitalization & death. Boosting confers an even greater protection. See Report #16 for recent CDC studies.

VACCINATION OPTIONS (Call 1st to confirm!)

- Berkshire Health Systems will offer weekly vaccine clinics for children ages 5-11 starting Saturday, March 5, from 8 AM – noon at the BHS Vaccine Center, 505 East St, Pittsfield. Appointments are required through the Patient Portal or the Hotline 1-855-262-5465.
- Community Health Programs Mobile Unit (offers both testing and/or vaccinations)
<https://www.chpberkshires.org/mobile/> (Van schedule / check Monday for the week)
Telephone: 1-413-528-0457 (Note: appointments are now required for the Mobile Unit)
The van has focused on Pittsfield lately. However, they will respond to special requests.
- Vaccines are also available at local pharmacies. Contact yours for an appointment.
- Other vaccination resources & scheduling:
<https://getvaccinatedberkshires.org/> (None are currently scheduled; check back periodically.)
<https://home.color.com/vaccine/register/berkshire> (Search for other options)
Statewide: <https://vaxfinder.mass.gov/>

MASK & TEST KIT INFORMATION

“Omicron” masks: Public health experts advise that tight-fitting, non-cloth masks (N95 or KN95; 95% filtration) provide much better protection against infection than cloth masks for both wearers & those around them. This is because it takes many fewer Omicron virus particles to mount an infection than earlier variants. However, it may be difficult to obtain N95 or KN95 masks. Local medical supply houses can’t get KN95s. While available on the internet, it can be difficult to assure that a particular brand is legitimate & meets specifications. Look for “NIOSH Approved,” as listed on the CDC site below.

MORE INFORMATION ON MASKING:


- Fitting: Mask should be tight & collapse slightly when inhaling
- Also acceptable: KF94 (“Korean filter”) gives 94% filtration
- Go to CDC ([cdc.gov/coronavirus](https://www.cdc.gov/coronavirus)) & click under “Testing & Masks”
- If you haven’t already, get your free N95 masks from your local pharmacy.

MORE INFORMATION ON TEST KITS:

- Current studies show that the at-home antigen test kits provide the most reliable indication of infectiousness. Check with the manufacturer’s website to see if the expiration date has been extended (quite common).
- If you haven’t already, order your test kits from:
<https://www.covidtests.gov/> or
Call 1-800-232-0233 (TTY 1-888-720-7489)

Adams Data, mostly as of 3/4/22 (from MAVEN*)

Note: Only “Accumulative Total” has been updated since March 4



	Date Range	Days	Cases
2021 case numbers	July	31	16
	August	31	71
	September	30	29
	October	31	88
	November	30	193
	December	31	183
	2022 case numbers	Jan 1 - Jan 7	7
Jan 8 - Jan 14		7	103
Jan 15 - Jan 21		7	73
Jan 22 - Jan 28		7	66
Jan 29 - Feb 4		7	84
Feb 5 - Feb 11		7	35
Feb 12 - Feb 18		7	31
Feb 19 - Feb 25		7	7
Feb 26 - Mar 4		7	5
Accumulative total** 1,588 cases = 19.3% (as of April 16)			
Current cases	Not available		
Current rate			
Current cases by age cohort (all in ages 18y-56y)	<5		
	5-20		
	21-40		
	>40		

*Massachusetts Virtual Epidemiological Network

**Only new data; Adams pop = 8,227

Public Health Institute of Western Massachusetts

publichealthwm.org/covid-19/data/Berkshire

Based on best available data as of 4/22/22

Berkshire County COVID-19 Data

Western Mass COVID-19
County Data Dashboard

Current 2-Week Period: April 3–April 16, 2022

Prior 2-Week Period: Mar 27–April 9, 2022

CASES

TESTS

DEATHS



Confirmed Cases
(current 2 week period)

578

Prior 2-week period: 443

Cumulative Confirmed Cases: 23,882



Tests
(current 2 week period)

15,455

Prior 2-week period: 13,678

Deaths
(current 2 week period)

3

Cumulative Confirmed &
Probable Deaths: 374



Average Daily
Cases per 100,000
(current 2 week period)

32.7

MA: 24.8

Prior 2-week period: 25.0



Percent Positive
Tests (current 2 week period)

3.89%

MA: 3.72%

Prior 2-week period: 3.49%

Symbols indicate change when compared to prior two-week period. **For New Cases, Incidence per 100,000, and Total Tests:** Higher (upward arrow) means the number in the current two-week period is higher than the prior period. Lower (downward arrow) means the number in the current two-week period is lower than prior two-week period. No change (equals sign) means the number in the current two-week period is the same as the prior period. **For Percent Positivity:** Less than 0.10% difference in the percent positivity is considered No change (equal sign).

Data sources: MDPH, 4/21 COVID-19 Weekly Public Health Report Raw Data & COVID-19 Daily Dashboard <https://www.mass.gov/info-details/covid-19-response-reporting>.

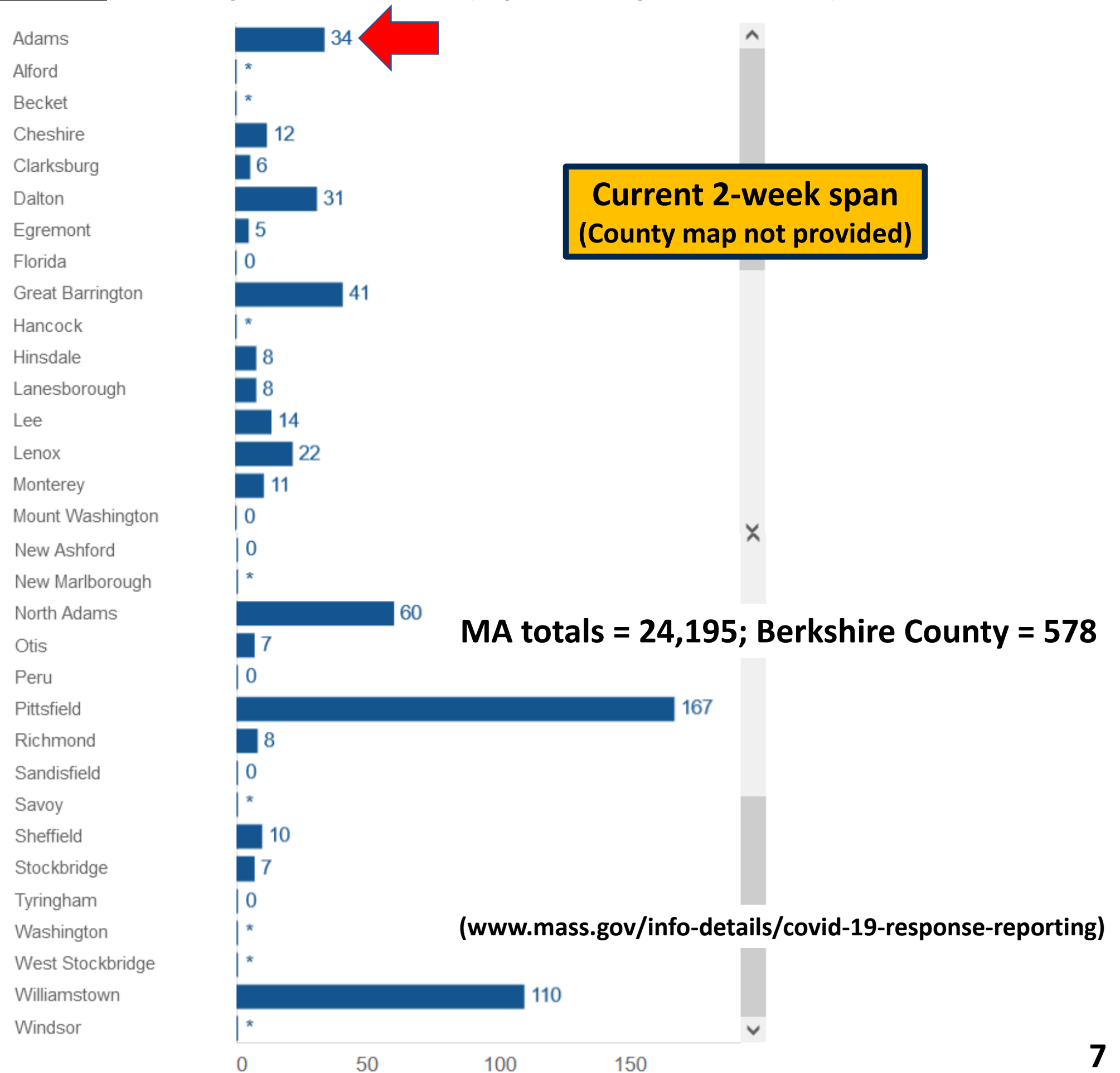


Note that most panels also list data for previous week.

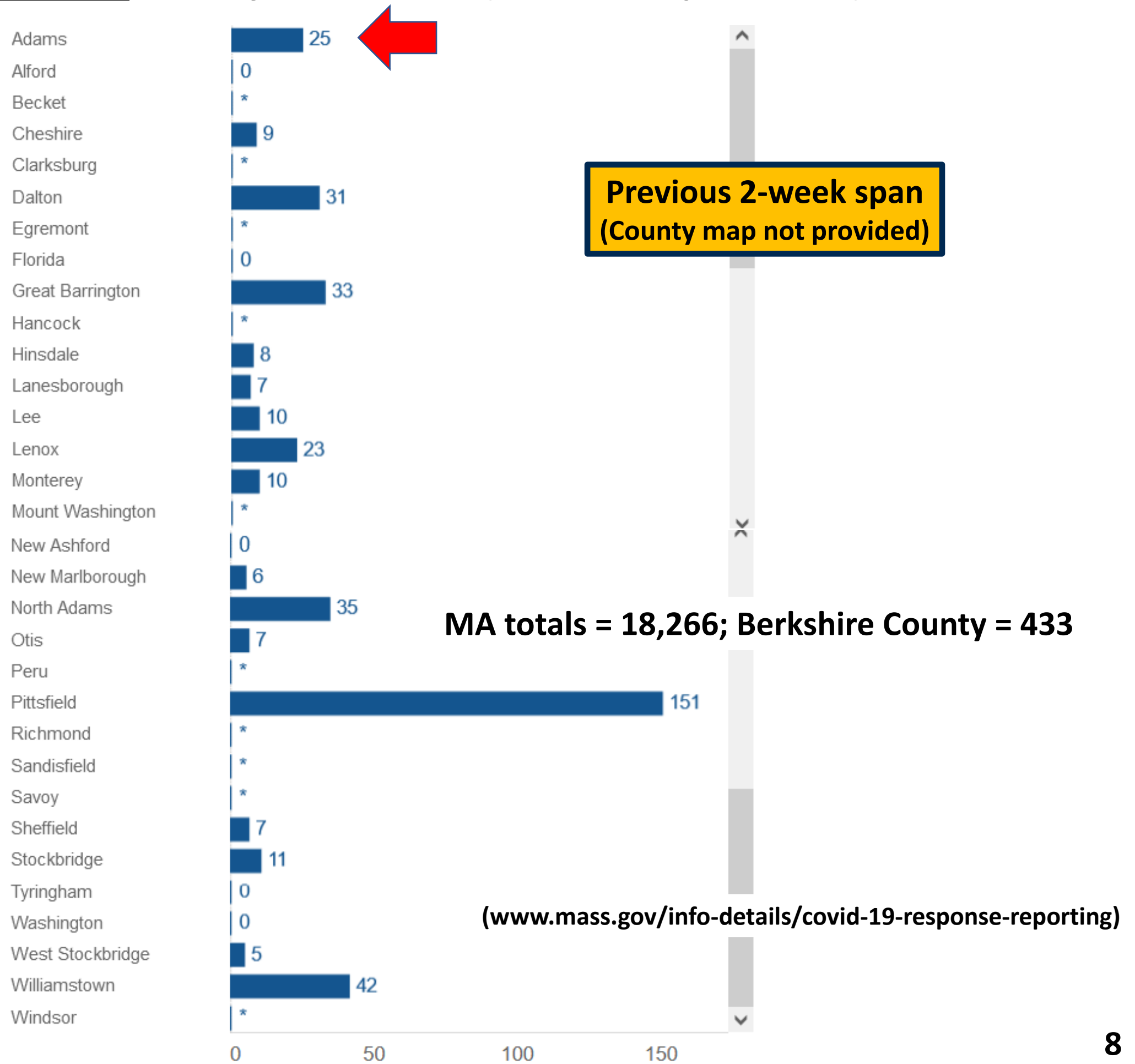
Cumulative deaths = 374 (1 per 345 persons in the county*)

*April 2020 population = 129,026 (US Census data; 1/14/21); MDPH also revised death stats. 6

4/21/22 data: 14-day case counts (Apr 3 – Apr 16, 2022)




4/14/22 data: 14-day case counts (Mar 27 – Apr 9, 2022)



Case Counts (total per 2 weeks shown)


Date range*	MA	County	Adams
8/15-8/28	19,049	380	46
8/29-9/11	22,489	350	23
9/12-9/25	22,175	326	14
9/26-10/9	18,528	309	25
10/10-10/23	17,081	441	59
10/24-11/6	17,738	579	43
11/7-11/20	29,741	781	68
11/21-12/4	46,475	1,063	129
12/5-12/18	65,835	951	50
12/26-1/8	260,623	3,200	190
1/9-1/22	181,290	3,413	207
1/23-2/5	60,674	1,943	163
2/6-2/19	23,325	850	66
2/20-3/5	11,176	306	10
3/6-3/19	8,788	204	6
3/20-4/2	14,393	235	22
3/27-4/9	18,266	443	25
4/3-4/16	24,195	578	34



***Note that every other previous 2-week ranges are shown in earlier data.**

14-Day Average Daily Incidence Rate (per 100,000)


Date range*	MA	County	Adams
8/15-8/28	19.5	21.5	39.9
8/29-9/11	23.1	19.8	20.0
9/12-9/25	22.7	18.4	12.2
9/26-10/9	19.0	17.5	21.7
10/10-10/23	17.5	24.9	51.2
10/24-11/6	18.2	32.7	37.3
11/7-11/20	30.5	44.1	59.0
11/21-12/4	47.7	60.1	112
12/5-12/18	67.5	53.7	43.4
12/26-1/8	267.3	180.8	165.0
1/9-1/22	185.9	192.9	179.7
1/23-2/5	62.2	109.8	141.5
2/6-2/19	23.9	48.0	57.3
2/20-3/5	11.5	17.3	8.7
3/6-3/19	9.0	11.5	5.2
3/20-4/2	14.4	17.7	19.1
3/27-4/9	18.7	25.0	21.7
4/3-4/16	24.8	32.7	29.5



***Note that every other previous 2-week ranges are shown in earlier data.**

Vax Status
4/19/22
 (Posted 4/21)

Ages	Pop	Per capita	Fully vaxed	% of Age	% of Town	Boosted	% of Age	% of Town
5-11 Yr	573	7%	247	43%	4%	-	0%	0%
12-15 Yr	328	4%	229	70%	4%	61	19%	2%
16-19 Yr	329	4%	260	79%	4%	110	33%	3%
20-29 Yr	1,068	13%	669	63%	11%	260	24%	8%
30-49 Yr	1,941	24%	1,374	71%	23%	667	34%	20%
50-64 Yr	1,885	23%	1,508	80%	25%	929	49%	28%
65-74 Yr	1,014	12%	927	91%	16%	724	71%	22%
75+ Yr	775	9%	726	94%	12%	566	73%	17%
Total	8,227	100%	5,940	72%	100%	3,317	40%	100%



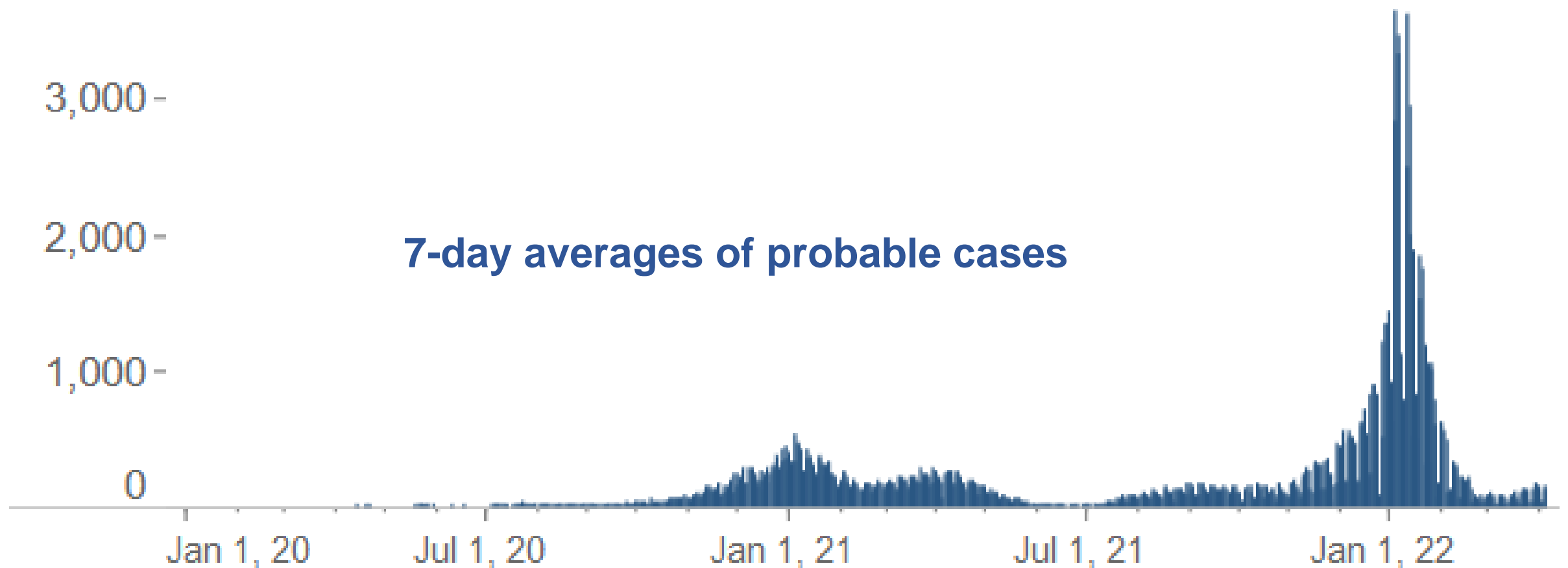
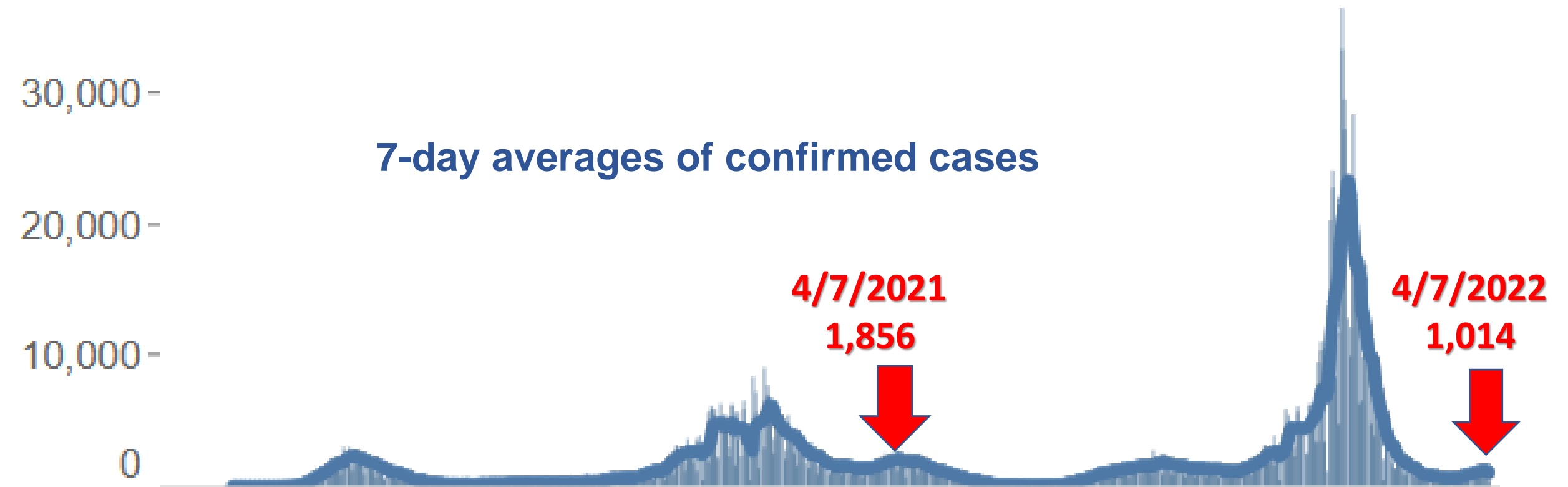
(+7)

(+22)

Vax Status
4/12/22
 (Posted 4/14)

Ages	Pop	Per capita	Fully vaxed	% of Age	% of Town	Boosted	% of Age	% of Town
5-11 Yr	573	7%	245	43%	4%	-	0%	0%
12-15 Yr	328	4%	229	70%	4%	61	19%	2%
16-19 Yr	329	4%	260	79%	4%	109	33%	3%
20-29 Yr	1,068	13%	668	63%	11%	258	24%	8%
30-49 Yr	1,941	24%	1,374	71%	23%	667	34%	20%
50-64 Yr	1,885	23%	1,507	80%	25%	924	49%	28%
65-74 Yr	1,014	12%	925	91%	16%	717	71%	22%
75+ Yr	775	9%	725	94%	12%	559	72%	17%
Total	8,227	100%	5,933	72%	100%	3,295	40%	100%

MASSACHUSETTS COVID-19 CASES SINCE JAN 2020

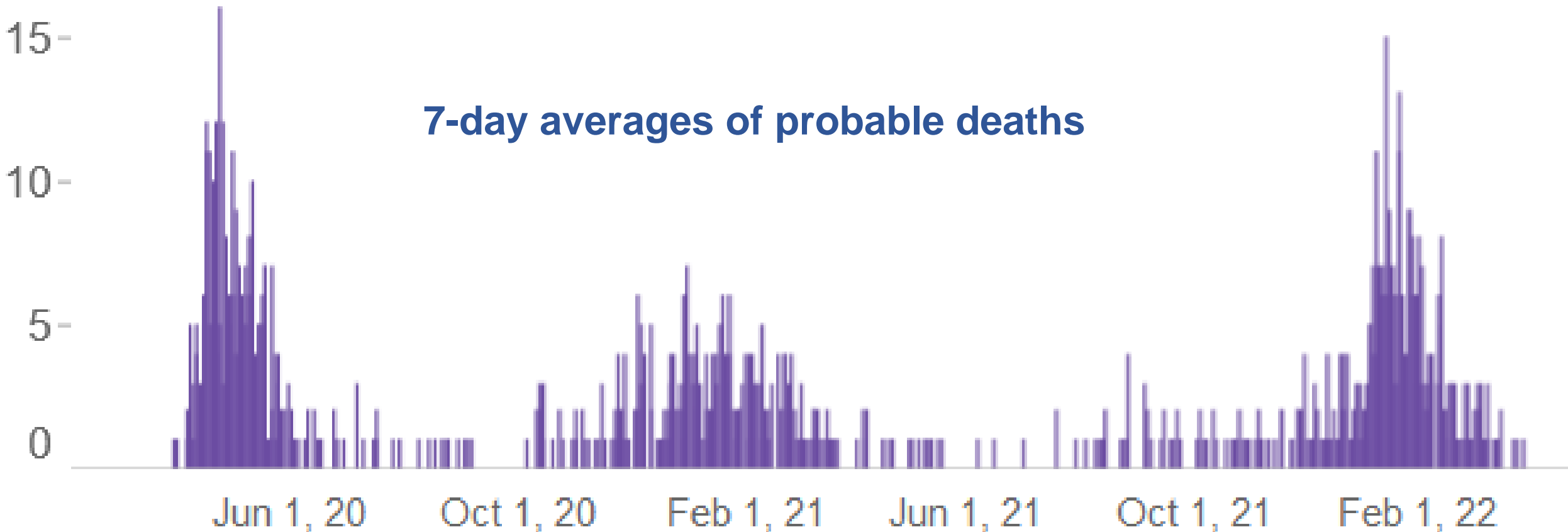
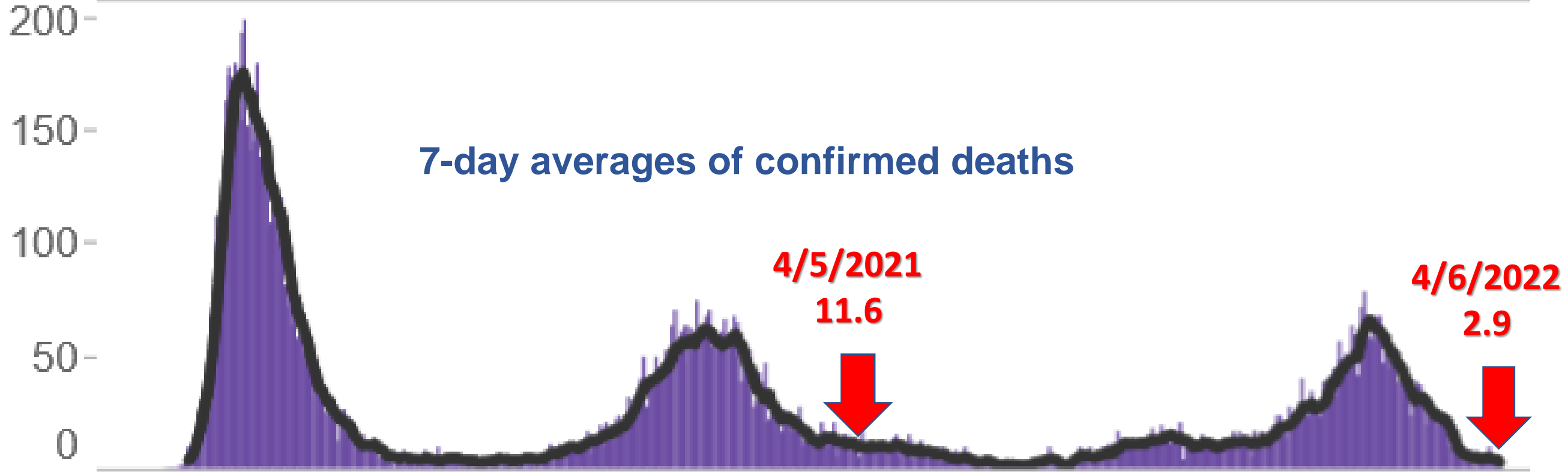


MA totals (confirmed + probable): Cases = 1,709,900 (24.5%)

Notes: 1) MA pop = 6.98M; 2) Some people may have had 2+ cases, so percentage may be lower.

www.mass.gov/info-details/covid-19-response-reporting (Covid-19 Cases)

MASSACHUSETTS COVID-19 DEATHS SINCE JAN 2020



MA total (confirmed + probable): Deaths = 20,143 (0.29%, about 1/346)

Notes: 1) MA pop = 6.98M; 2) Data have been corrected for updated DPH reporting system (narrows Covid death definition).

ADDITIONAL INFORMATION

The following material from the CDC (<https://www.cdc.gov/coronavirus/>): Click on “Quarantine & Isolation” link for all the details.

RECOMMENDATIONS / GUIDELINES:

- **Quarantine:** Quarantine if you have been in close contact (within 6 feet of someone for a cumulative total of 15 minutes or more over a 24-hour period) with someone who has COVID-19, unless you have been fully vaccinated. People who are fully vaccinated do NOT need to quarantine after contact with someone who had COVID-19 unless they have symptoms. However, fully vaccinated people should get tested 5-7 days after their exposure, even if they don't have symptoms and wear a mask indoors in public for 14 days following exposure or until their test result is negative.
- **Isolation (for individuals positive for Covid-19):** People who are in isolation should stay home until it's safe for them to be around others. At home, anyone sick or infected should separate from others, stay in a specific “sick room” or area, and use a separate bathroom (if available). To calculate your 10 full day isolation period, day 0 is your first day of symptoms. Day 1 is the first full day after your symptoms developed. If you test positive for COVID-19 and never develop symptoms, day 0 is the day of your positive viral test (based on the date you were tested) and day 1 is the first full day after your positive test. If you develop symptoms after testing positive, your 10-day isolation period must start over. Day 0 is your first day of symptoms. Day 1 is the first full day after your symptoms developed.