

COVID REPORT #4

NOVEMBER 5, 2021

Contents: Data from 11/4 & 10/28

Slide(s)

Message (**Status: HIGH CAUTION**)

2

New!

Vaccine for children 5-11

3 (Updated Monday)

Adams: Case numbers, age cohorts

4

Public Health Institute Dashboard

5 (Updated Monday)

Berkshire County municipalities

6 & 7

State, county, Adams since August 15

8


**Bottom line: Case rate may be dropping in Adams,
but is increasing county-wide.**

Next report expected November 12

WEEKLY MESSAGE

Our situation in Adams has eased to **HIGH CAUTION**. However, Covid-19 cases continue to be high in Berkshire County. Friday's Eagle (11/5) reported that the county's 7-day average increased to 41 new cases per day, up from 36/day for the previous week. The DPH lists Adams at **56 new cases** over the last 2 weeks (Slide 6). The good news is that only 10 new cases were reported in Adams between October 29 & November 4 (Slide 4). That deserves a "**Tip o' the Hat**" along with the hope that we can stay focused for a bit longer. The big news is the authorization of the Pediatric Pfizer Vaccine!

PLEASE:

- Wear your masks
- Observe social distancing, particularly indoors
- Avoid large indoor gatherings
-  Immunize your children! Information on the next page – watch for updates in the *Berkshire Eagle* & town website
- Most of all: Get vaccinated! Get your booster!



CHILDREN'S VACCINE AVAILABLE!

The US Food & Drug Agency (FDA) issued an emergency use authorization (EUA) to immunize children ages 5-11 years with the Pfizer/BioNTech COVID-19 vaccine ("Comirnaty"). As with adults, 2 doses are given 3 weeks apart; the dosage is lower ($\frac{1}{3}$ or 10 μg vs. 30 μg for adults). Berkshire County has received vaccine. Clinics are scheduled in most public elementary schools. Letters were sent to school principals with information for families, including the full school clinic schedule.

ADDITIONAL VACCINE INFORMATION:

- Elementary school clinics are planned, generally 1-3 hours after school. The Hoosac Valley Elementary School clinics are scheduled for Monday, November 15, and Monday, December 6. There may be others schedule in the county
- Registration online is live: <https://home.color.com/vaccine/register/Berkshire>. You may choose to sign up for any available clinic.
- Please note the requirements regarding permission & adult accompaniment.
- Children turning 12 between their 2 doses may receive either dosage.
- CDC also recommends vaccination for children who previously had Covid-19. However, each family should consult their own pediatrician.

ADAMS DATA (as of 11/4)

Adams Data (MAVEN*)		
Previous numbers	July	16
	August	71
	Sep 1 – Sep 28	25
	Sep 23 – Oct 12	36
	Oct 13 – Oct 28	63
Current numbers	Oct 29 – Nov 4	10
Current weekly rate	New cases/day	1.4
Current cases by age cohort (10/29 – 11/4)	< 12	1
	12-20	1
	21-40	4
	> 40	4
7 of the 10 were vaccinated		



Public Health Institute of Western Massachusetts

publichealthwm.org/covid-19/data/Berkshire

Based on best available data as of 10/28/21

Berkshire County COVID-19 Data

Western Mass COVID-19
County Data Dashboard

Current 2-Week Period: Oct 17–Oct 30, 2021

Prior 2-Week Period: Oct 10–Oct 23, 2021

CASES



Confirmed Cases
(current 2 week period)

512

Prior 2-week period: 441

Cumulative Confirmed Cases: 9,160



Average Daily
Cases per 100,000
(current 2 week period)

28.9

MASS: 16.5

Prior 2-week period: 24.9

TESTS



Tests
(current 2 week period)

21,015

Prior 2-week period: 20,934



Percent Positive
Tests (current 2 week period)

2.57%

MASS: 1.70%

Prior 2-week period: 2.25 %

DEATHS

Deaths
(current 2 week period)

3

Note: No new deaths in 2nd week of span.

Cumulative Confirmed &
Probable Deaths: 323

Symbols indicate change when compared to prior two-week period. **For New Cases, Incidence per 100,000, and Total Tests:** Higher (upward arrow) means the number in the current two-week period is higher than the prior period. Lower (downward arrow) means the number in the current two-week period is lower than prior two-week period. No change (equals sign) means the number in the current two-week period is the same as the prior period. **For Percent Positivity:** less than 0.10% difference in the percent positivity is considered No change (equal sign).

Data sources: MDPH, 11/04 and 10/28 COVID-19 Weekly Public Health Report Raw Data & COVID-19 Daily Dashboard <https://www.mass.gov/info-details/covid-19-response-reporting>.



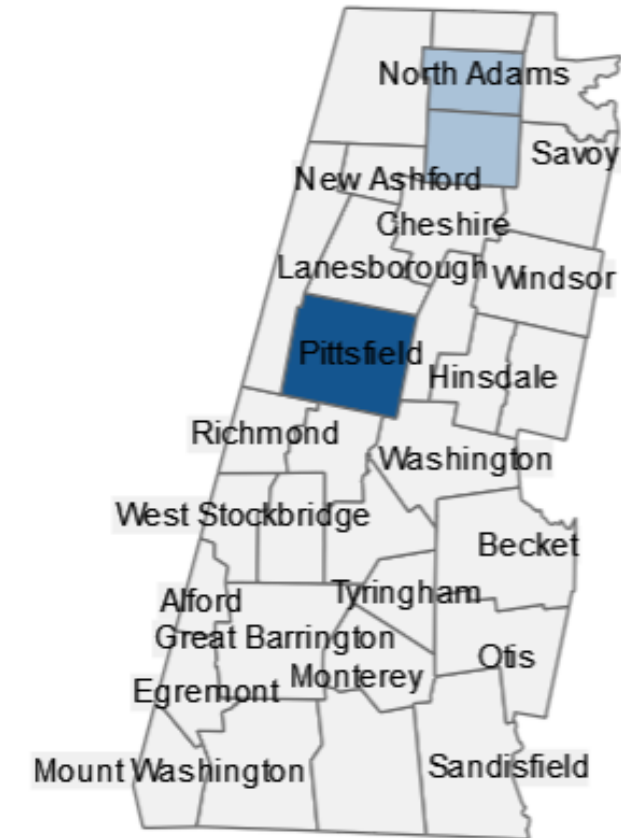
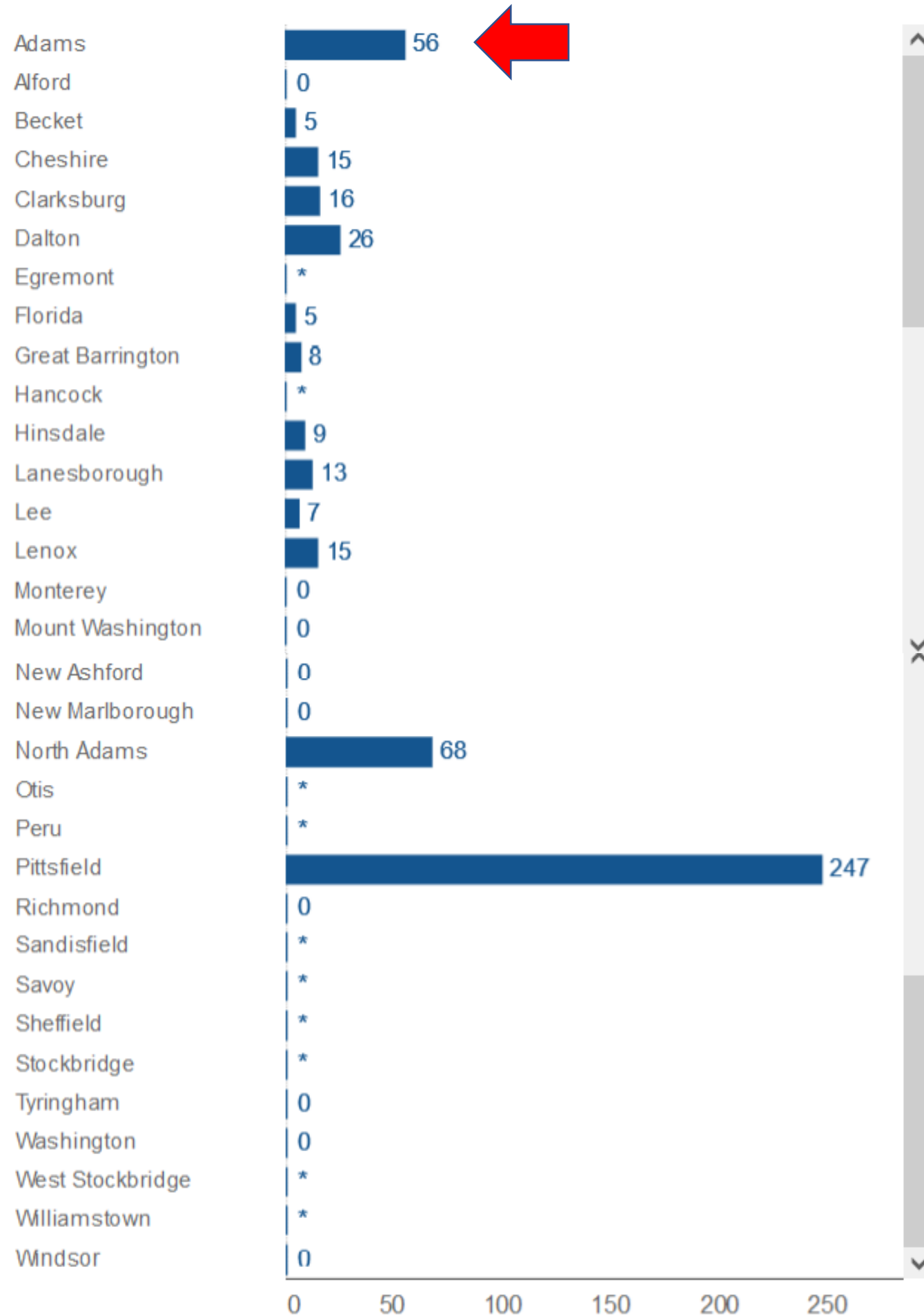
PUBLIC HEALTH INSTITUTE
OF WESTERN MASSACHUSETTS
PARTNERS FOR HEALTH EQUITY

Note that most panels also list data for previous week.

Cumulative deaths = 323 (1 per 387 persons in the county*)

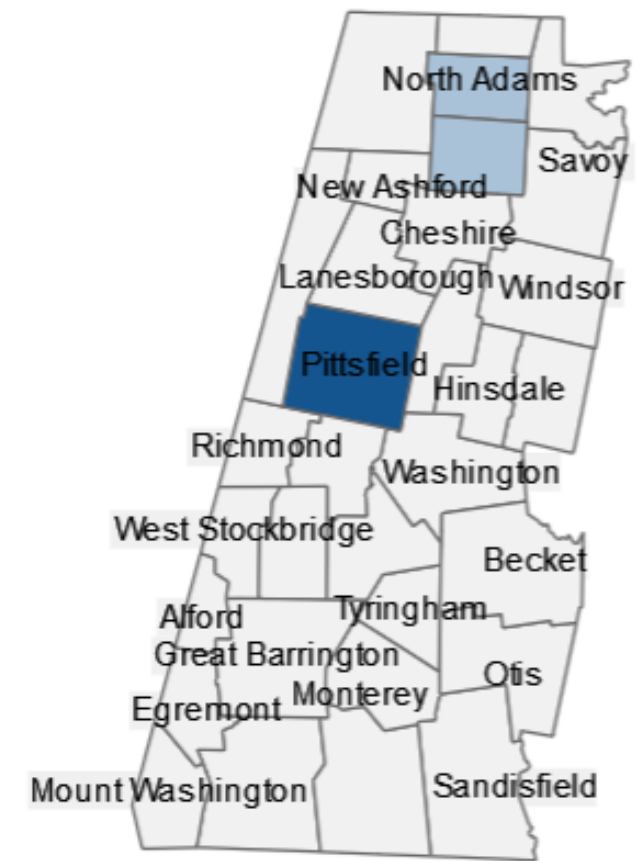
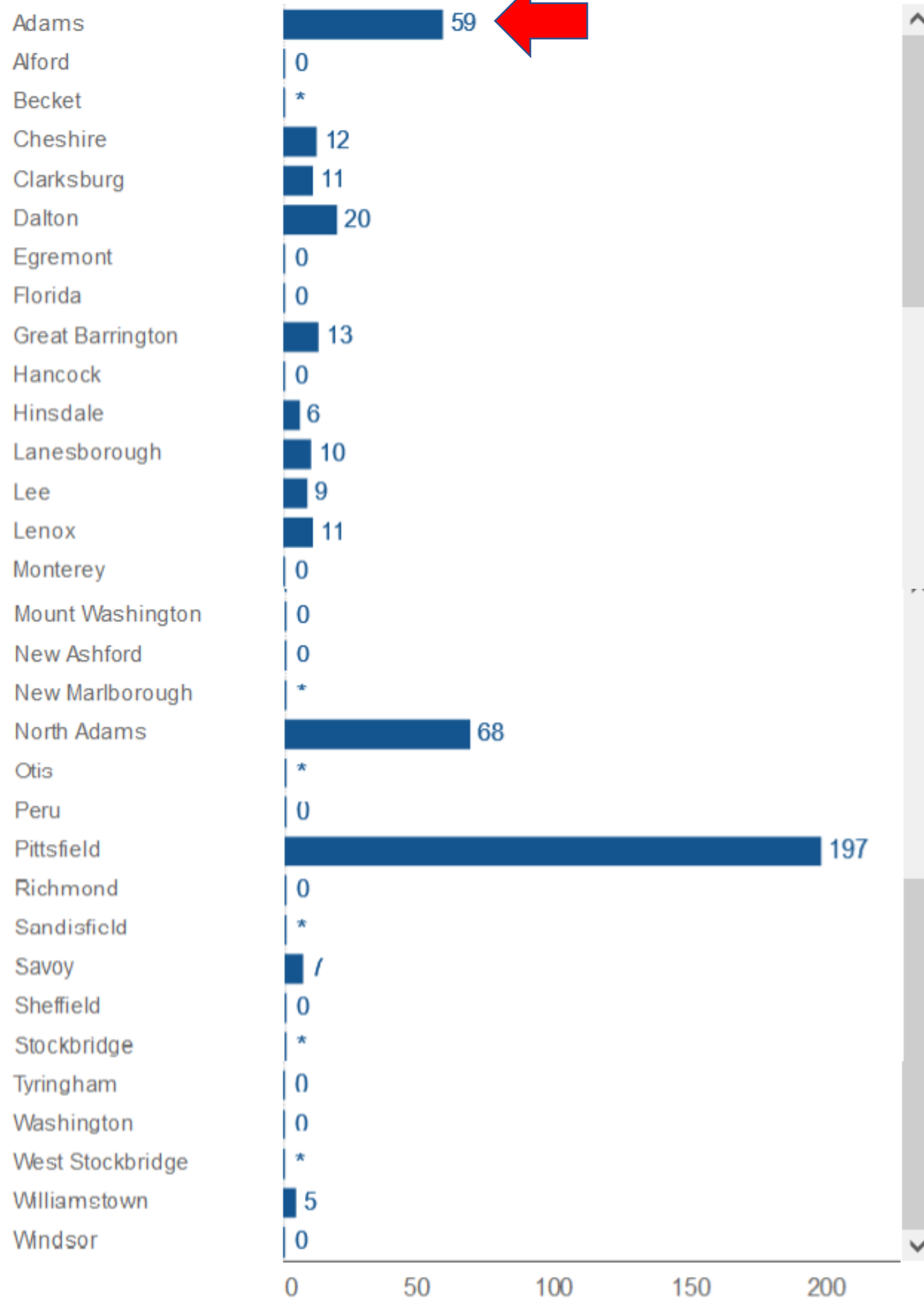
*2019 population = 124,944

11/4/21 data: 14-day case counts (Oct 17 – Oct 30, 2021)



MA = 16,063; Berkshire County = 512
 (www.mass.gov/info-details/covid-19-response-reporting)


10/28/21 data: 14-day case counts (Oct 10 – Oct 23, 2021)




MA = 17,081; Berkshire County = 441

(www.mass.gov/info-details/covid-19-response-reporting)

Case Counts (total per 2 weeks shown)			
Date range*	MA	County	Adams
8/15-8/28	19,049	380	46
8/29-9/11	22,489	350	23
9/12-9/25	22,175	326	14
9/26-10/9	18,528	309	25
10/03-10/16	18,086	370	38
10/10-10/23	17,081	441	59
10/17-11/30	16,063	512	56



14-Day Average Daily Incidence Rate (per 100,000)			
Date range*	MA	County	Adams
8/15-8/28	19.5	21.5	39.9
8/29-9/11	23.1	19.8	20.0
9/12-9/25	22.7	18.4	12.2
9/26-10/9	19.0	17.5	21.7
10/03-10/16	18.5	20.9	33.0
10/10-10/23	17.5	24.9	51.2
10/17-10/30	16.5	28.9	48.6**



*Note that some earlier 2-week ranges are every *other* week. **Down to 17 in the last week.